



National Marine Manufacturers Association

nmma.org

ECONOMIC SIGNIFICANCE OF RECREATIONAL BOATING IN MICHIGAN

CONGRESSIONAL DISTRICT 1

Number of Recreational Boats*	116,658
Recreational Boating Industry Businesses	296
Total Jobs	8,340
Annual Recreational Boating-Related Spending	\$448.1 MILLION

TOTAL ANNUAL ECONOMIC IMPACT OF RECREATIONAL BOATING:

\$1.05 BILLION


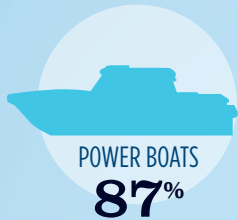
RECREATIONAL BOATS IN MI-1

TOTAL BOATS* **116,658**

REGISTERED BOATS **116,658**

Power boats	101,161
PWCs	9,755
Sailboats	5,632
Other Boats	110

HOUSEHOLDS PER BOAT **2.5**

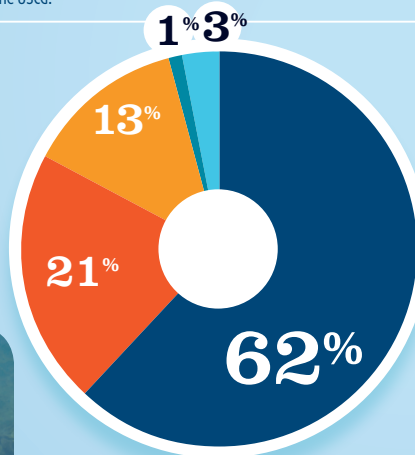


* Total boats are registered boats as reported by states to the USCG.


RECREATIONAL BOATING CREATES JOBS IN MI-1

TOTAL BOATING JOBS **1,693**

Boat Building	57
Motor / Engine Mfgr.	11
Accessory / Supplies Mfgr.	226
Dealers / Wholesalers	349
Boat Services	1,050



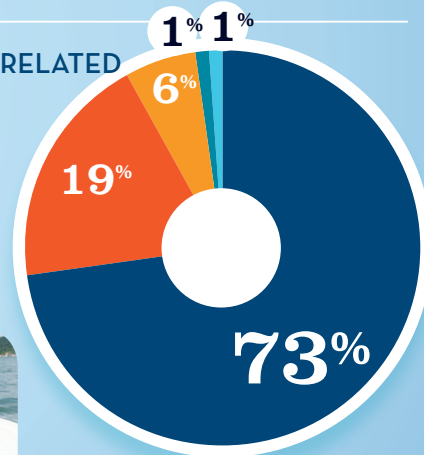
BOAT BUILDING
MOTOR/ENG. MFGR.
ACC./SUPPLIES MFGR.
DLRS/WHOLESALERS
BOAT SERVICES



RECREATIONAL BOATING-RELATED BUSINESSES IN MI-1

TOTAL BUSINESSES **296**

Boat Building	4
Motor / Engine Mfgr.	2
Accessory / Supplies Mfgr.	19
Dealers / Wholesalers	55
Boat Services	216



BOAT BUILDING
MOTOR/ENG. MFGR.
ACC./SUPPLIES MFGR.
DLRS/WHOLESALERS
BOAT SERVICES

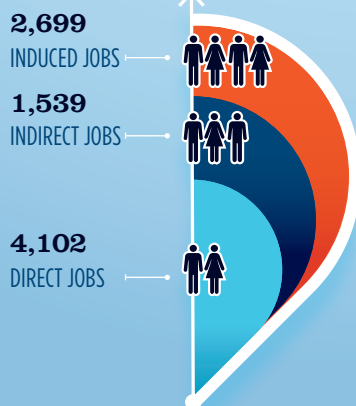


ESTIMATED JOBS IMPACT OF RECREATIONAL BOATING-RELATED SPENDING IN MI-1

EST. TOTAL JOBS **8,340**

EST. TOTAL LABOR INCOME **\$343.0** MILLIONS

Est. Direct Income	\$138.9
Est. Indirect Income	\$86.0
Est. Induced Income	\$118.1



RECREATIONAL BOATING INDUSTRY SALES IN MI-1

Boat Building	\$14.7	MILLIONS
Motor / Engine Mfgr.	\$6.5	MILLIONS
Accessory / Supplies Mfgr.	\$40.2	MILLIONS
TOTAL MFGR. SALES	\$61.4	
Dealers / Wholesalers	\$167.2	MILLIONS
Boat Services	\$212.5	MILLIONS
TOTAL RETAIL & SERVICES SALES	\$379.7	

BOAT BUILDING
MOTOR/ENG. MFGR.
ACC./SUPPLIES MFGR.
DLRS/WHOLESALERS
BOAT SERVICES